

The right light



Luxo Magnification and Industrial Product Lines

THE MARKET LEADER IN MAGNIFICATION FOR OVER 75 YEARS



WAVE+PLUS MAGNIFIERS

For more than 75 years, Luxo has been the worldwide leader in magnification and lighting products. From inspection to assembly to rework applications, Luxo's illuminated magnifiers are designed for today's rigorous manufacturing environments and with the individual user in mind. Operators truly appreciate the diverse range and unique ergonomic features. Choices of magnification levels, light sources, arm lengths and mounting options combine to offer the best product for all forms of working conditions and applications. The end result is increased user productivity and comfort which ensures that Luxo illuminated magnifiers will continue to be an essential element in any manufacturing facility. Today, Luxo's illuminated magnifiers are recognized as "best in class" in such countries as the U.S., Canada, Great Britain, Norway, Sweden, Denmark, Germany, Portugal and Italy.



17845LG



17847BK

The **WAVE+Plus Magnifier** was introduced as the industry's first rectangular-lensed illuminated magnifier. Now, over twenty years since its introduction, the WAVE+Plus Magnifier remains the top choice of technicians, assembly operators and quality control inspectors due to its wide-view, rectangular-shaped lens, excellent lighting and time-tested, heavy-duty internal-spring K-arm.

- 6.75" x 4.5" precision-ground white crown optical-quality glass lens.
- Adjustable neck for positioning the magnifier head at the proper viewing angle so as to ensure the operator maintains correct posture.
- 10-diopter swing away accessory lens available.
- Lighting: two 13-watt quad compact fluorescent tubes.
- Dual switches for independent lighting controls. With one light on, shadowing is possible; with both on, full illumination results.
- Magnification: 3.5-diopter lens (1.88X) or 5-diopter (2.25X) lens.
- Total magnification possible 4.75X.
- A blue indicator for each lamp (indicating on/off fluorescent tube).
- Heavy duty internal-spring K-arm, 0.5" square steel tubing – 20 gauge CRS.
- ABS plastic construction with polycarbonate lamp (bulb) covers.
- HF ballast.
- UL/CUL listed.
- 5 year warranty.



WAVE+PLUS MAGNIFIERS



17900BK



17947LG

WAVE+Plus Magnifiers, each with a stadium-shaped lens, offer the largest distortion-free viewing area in the industry. In addition to standard lens models, ESD-Safe and UV magnifiers are available.

WAVE+Plus ESD-Safe Magnifiers are designed for use in static sensitive environments as they guard against uncontrolled static dissipation. The outer surfaces of the components in the head assembly are protected with a special coating that alters the electrical characteristics at the surface of the materials. This specially-treated material results in a surface resistivity of $10^6 - 10^7 \Omega/\text{sq}$. (static dissipative). Since the surfaces are no longer insulative, triboelectric charging results in drastically lower voltages, especially since any charge (under 50 volts) is uniformly distributed throughout the entire surface of the unit's head assembly. The magnifier arms are powder-coated with a metal-laced paint that measures $10^{10} \Omega/\text{sq}$. (static dissipative). An Anti-Reflective lens dissipates glare from overhead lighting so it is not necessary to bend over the lens to block out light reflections. This combination of protection makes the WAVE+Plus ESD-Safe Magnifier the foremost ESD-Safe magnifier in the industry.

WAVE+Plus UV Magnifiers are multi-tasking products primarily designed for inspection of conformal coatings. The UV lightsource is also ideal for detailed inspection of welds, solder joints and other areas of stress concentration. Additional applications include inspection of surfaces and finishes in fields such as criminology, museum and artwork restorations, document authenticity, leak detection, currency verification and gemstone and mineral inspection.

WAVE+Plus Magnifiers

Part No.	Description	Lens Type	Color	Arm Length	Mounting Bracket
17845	WAVE+ K1AH	3.5-Diopter	LG, BK	45"	Edge Mount
17846	WAVE+ K2AH	3.5-Diopter	LG, BK	30"	Edge Mount
17847	WAVE+ K2FE	3.5-Diopter	LG, BK	30"	Base Mount
17900BK	WAVE+ ESD K1A	3.5-Diopter ESD-Safe	BK	45"	Edge Mount
17902BK	WAVE+ ESD K2A	3.5-Diopter ESD-Safe	BK	30"	Edge Mount
17904BK	WAVE+ ESD K2FE	3.5-Diopter ESD-Safe	BK	30"	Base Mount
17915	WAVE+ UV K1AH	3.5-Diopter	BK	45"	Edge Mount
17945	WAVE+ FK1AH 5D	5-Diopter	LG	45"	Edge Mount
17946	WAVE+ FK2AH 5D	5-Diopter	LG	30"	Edge Mount
17947	WAVE+ FK2FE 5D	5-Diopter	LG	30"	Base Mount
17910BK	WAVE+ FK1 ESD AH 5D	5-Diopter ESD-Safe	BK	45"	Edge Mount

NOTE: Black (BK), Light Gray (LG)

KFM MAGNIFIERS



17113LG



17255BK

KFM Magnifier is recognized as the world's number one magnification system. As the most widely used magnification system, it offers the greatest selection of primary and secondary lenses and is backed by more options and quality features than any other illuminated magnifier. The KFM Magnifier is well equipped to handle any magnifying challenge.

- Instant-On Switch: Just a touch of a switch ignites the fluorescent tube instantly and creates a "flicker-free" light that eliminates the stroboscopic effect on machinery such as a lathe or drill press.
- Adjustable Neck moves the magnifier head vertically and horizontally to provide total flexibility.
- Minimum Clearance Bracket allows for almost zero clearance (approximately ¼" clearance) between adjacent benches. It also provides more freedom of movement by raising the swivel point of the magnifier 2" higher above the bench surface. Its increased "jaw" size permits it to be clamped to surfaces up to 2.75" thick.
- 5" diameter, 3-diopter (1.75X) or 5-diopter (2.25X) optical-quality lenses are mounted in a die-cast aluminum housing that is non-corrosive and durable. The inside is finished in white to optimize and evenly distribute light.
- Multi-Lens Capability: The KFM Series offers a wider range of distortion-free primary and secondary magnification lenses than any other magnifier.
- 30" or 45" Patented Internal Spring K-Arm offers an infinite number of adjustable positions. Once adjusted, perfect balance is maintained by tempered steel springs.
- 22-Watt Energy-Efficient Tube is protected by a heavy-duty clear diffuser which provides cool, shadow-free light on any worksurface.
- Electronic Ballast System with RFI filter eliminates noise.
- Electronic ballast produces 15% greater light output.
- UL/CUL listed.
- 5 year warranty.



KFM MAGNIFIERS



KFM-ESD Magnifier is designed for use in static-sensitive environments as its ESD-Safe lens is protected with a special coating that guards against uncontrolled static dissipation by altering the electrical characteristics at the surface of the material. The shade and arm are powder-coated with a metal-laced paint that measures $10^{10} \Omega/\text{sq.}$ (static dissipative) making the surfaces no longer insulative. Triboelectric charging results in drastically lower voltages, especially since any charge (under 50 volts) is uniformly distributed throughout the entire surface of the unit's head assembly.



16913BK



17253LG

KFM Magnifiers

Part No.	Description	Lens Type	Color	Arm Length	Mounting Bracket
17113	KFM-1/AH 3D	3-Diopter	LG, BK	45"	Edge Mount
17115	KFM-1/AH 5D	5-Diopter	LG, BK, WT	45"	Edge Mount
17213	KFM-2/AH 3D	3-Diopter	LG	30"	Edge Mount
17215	KFM-2/AH 5D	5-Diopter	LG, BK	30"	Edge Mount
17253	KFM-2/FE 3D	3-Diopter	LG	30"	Base Mount
17255	KFM-2/FE 5D	5-Diopter	LG, BK	30"	Base Mount
16913BK	KFM-1/AH 5D ESD	5-Diopter ESD-Safe	BK	45"	Edge Mount

NOTE: Black (BK), White (WT), Light Gray (LG)



KFM-HIGH OUTPUT MAGNIFIERS



KH115WT



KFM-High Output Magnifier features 2.5X greater light output than any other round-lensed industrial magnifier available today. Such complementary balance between light output and magnification makes the KFM-HO Magnifier ideal for use in Industrial, Manufacturing, Health and Beauty Spas, Cosmetology, Electrology, and Low Vision environments.

As part of the most widely used magnification series in the world, KFM-HO Magnifier offers the largest selection of primary and secondary lenses making it the industry-standard for round-lensed illuminated magnifiers.

- 22-Watt T-5C high output fluorescent light source protected by a heavy-duty clear diffuser; the tube provides cool, shadow-free light on any worksurface.
- 2.5X greater light output than any other round-lensed Industrial magnifier.
- 3500 lux at focal length.
- Instant-On Switch. Just the touch of a switch ignites the fluorescent tube instantly and creates a "flicker-free" light that eliminates the stroboscopic effect on machinery such as a lathe or drill press.
- Adjustable Neck moves the magnifier head vertically and horizontally to provide total flexibility.
- 5" diameter, 3-diopter (1.75X) or 5-diopter (2.25X) optical-quality lens is mounted in a die-cast aluminum housing that is non-corrosive and durable. The inside is finished in a high-polished aluminum reflector which helps to evenly distribute light.
- Minimum Clearance Bracket. The AH bracket allows for almost zero clearance (approximately 1/4" clearance) between adjacent benches. It also provides more freedom of movement by raising the swivel point of the magnifier 2" higher above the bench surface. Its increased "jaw" size permits it to be clamped to surfaces up to 2.75" thick.
- 10-diopter swing away accessory lens available.
- 45" Patented Internal Spring K-Arm offers an infinite number of adjustable positions. Once adjusted, perfect balance is maintained by tempered steel springs.
- Electronic Ballast System with RFI filter eliminates noise.
- UL/CUL listed.
- 5 year warranty.

KFM High-Output Magnifiers

Part No.	Description	Lens Type	Color	Arm Length	Mounting Bracket
KH113WT	KFM-HO - 1/AH 3D	3-Diopter	WT	45"	Edge Mount
KH115WT	KFM-HO - 1/AH 5D	5-Diopter	WT	45"	Edge Mount

NOTE: White (WT)



JFM MAGNIFIERS

JFM Magnifier is Luxo's newest high-quality illuminated magnifier. Manufactured in Europe, the JFM Magnifier is an ideal medium-duty magnifier for inspection, assembly and rework applications.



16115LG



16113LG

- Instant-On Switch: Just a touch of a switch ignites the fluorescent tube instantly and creates a "flicker-free" light that eliminates the stroboscopic effect on machinery such as a lathe or drill press.
- Adjustable Neck moves the magnifier head vertically and horizontally to provide total flexibility.
- Minimum Clearance Bracket allows for almost zero clearance (approximately ¼" clearance) between adjacent benches. It also provides more freedom of movement by raising the swivel point of the magnifier 2" higher above the bench surface. Its increased "jaw" size permits it to be clamped to surfaces up to 2.75" thick.
- 5" diameter lenses are mounted in a die-cast aluminum housing that is non-corrosive and durable. The inside is finished in white to optimize and evenly distribute light.
- Optical-quality, white crown, 3-diopter (1.75X) or 5-diopter (2.25X) glass lens.
- 22-Watt Energy-Efficient Tube is protected by a heavy-duty clear diffuser which provides cool, shadow-free light on any worksurface.
- Lamp diffuser cover.
- 45" reach external spring arm.
- Electronic ballast produces 15% greater light output.
- Operates on 120VAC.
- UL/CUL listed.
- 5 year warranty.

JFM Magnifiers

Part No.	Description	Lens Type	Color	Arm Length	Mounting Bracket
16113	JFMIA 3D	3-Diopter	LG	45"	Edge Mount
16115	JFMIA 5D	5-Diopter	LG	45"	Edge Mount

NOTE: Light Gray (LG)

IFM MAGNIFIERS

IFM Magnifier is the ideal light-duty magnifier for low-power inspection. With a sturdy, stamped steel shade, it features a 5" diameter, 3-diopter (1.75X) or 5-diopter (2.25X) lens and choice of 45" or 30" arm lengths. The IFM Magnifier is a smart, economical choice for tight budgets.



16346LG



16351LG

- 30" or 45" external spring arm.
- Clamp or base mount.
- 5" diameter, 3-diopter (1.75X) or 5-diopter (2.25X) lens housed in a stamped steel shade.
- Expanded model range.
- Lamp diffuser cover.
- 22-Watt circline fluorescent lamp provides 360° shadow-free illumination.
- Built-in starter switch.
- 3-wire cord.
- Operates on 120VAC.
- 30" arm models are available with a weighted base.
- 3-wire single outlet receptacle is provided at the base of the arm for models 16345WT and 16346WT.
- Electromagnetic ballast.
- UL/CUL listed.
- 5 year warranty.

IFM Magnifiers

Part No.	Description	Lens Type	Color	Arm Length	Mounting Bracket
16345	IFM1A 3D	3-Diopter	WT, LG	45"	Edge Mount
16346	IFM1A 5D	5-Diopter	WT, LG	45"	Edge Mount
16350	IFM2A 3D	3-Diopter	LG	30"	Edge Mount
16351	IFM2K 3D	3-Diopter	LG	30"	Base Mount
16352	IFM2A 5D	5-Diopter	LG	30"	Edge Mount
16353	IFM2K 5D	5-Diopter	LG	30"	Base Mount

NOTE: White (WT), Light Gray (LG)



CIRCUS MAGNIFIERS

Luxo's **Circus Magnifier** combines sleek styling with high output illumination. No knobs to tighten, nothing to adjust. A highly flexible, self-balancing shade allows the lamp head to be positioned horizontally, vertically and laterally. A fully enclosed arm and neck assembly make the Circus Magnifier ideal for cleanroom applications.



17970WT



- 6.5" diameter, optical-quality, white crown, 3.5-diopter (1.88X) or 5-diopter (2.25X) glass lens.
- 2.5X greater light output than a traditional 22WT9 illuminated magnifier.
- 3500 lux at focal length.
- 22WT-5C fluorescent lightsource provides high output illumination while virtually eliminating shadows.
- 45" covered spring-balanced arm with .75" steel tubing makes it easy to position the luminaire where needed, simplifies cleaning and maximizes sanitation.
- Hinged lens cover protects the lens from unwanted dust.
- High frequency electronic ballast eliminates flicker and prolongs lamp life.
- Built-in handles enable easy positioning of lamp head.
- ABS plastic arm and shade construction with accordion style rubber neck assembly.
- UL/CUL listed.
- 5 year warranty.


Circus Magnifiers

Part No.	Description	Lens Type	Color	Arm Length	Mounting Bracket
17970WT	Circus-1/AH 3.5D	3.5-Diopter	WT	45"	Edge Mount
17971WT	Circus-1/AH 5D	5-Diopter	WT	45"	Edge Mount

NOTE: White with gray accents (WT)



HANDHELD MAGNIFIERS



16401GY



16405BK

Handheld UV Magnifier and **UV Portable Magnifier** are both perfect for the inspection of conformal coatings. Coatings glow brilliantly under UV black illumination, especially when magnified through a five-diopter (2.25X) optical-quality glass lens. Perfect for inspection of welds, solder joints, flux residues and hairline stress cracks. Additional applications include inspection of surfaces and finishes in fields such as criminology, museum and artwork restorations, document authenticity, leak detection, currency verification and gemstone and mineral inspection.

16401GY, Handheld UV Magnifier with combination 2-4W UV-A black bulbs and 2-4W fluorescent white bulbs. Wide rectangular 2.5" x 4" viewing area.

16405BK, UV Portable Magnifier with 13W UV black light illumination. 10' cord with plug-in ballast and protective lens cover included. Rectangular 2" x 4" viewing area.

KFM Magnifiers

Part No.	Description	Color
16401GY	Handheld UV Magnifier with combination 2-4W UV black light bulbs and 2-4W fluorescent white bulbs	GY
16405BK	UV Portable Magnifier with 13W UV black light	BK

NOTE: Black (BK), Gray (GY)



L-1



L1ABK



Luxo's iconic **L-1** adjustable arm task light combines classic styling with superior arm technology. Originally introduced in 1937, L-1 was recently redesigned to be more efficient consuming 80% less than traditional incandescent lamps. This classic task light is now a prime example of how versatility, quality and design produce an enduring icon.

- 13W compact fluorescent lightsource.
- 6" diameter, spun aluminum shade.
- 41" powder-coated arm with external springs, allows the user ease of movement.
- 6' 2", 3-conductor power cord.
- Convenient on/off switch located at the front of the shade.
- 120V, 60Hz operation.
- HF electronic ballast.
- UL/CUL listed.
- 5 year warranty.

L-1

Part No.	Description	Color	Arm Length	Mounting Bracket
L1A	L-1/A	BK, WT, SG	41"	Edge Mount
L1E	L-1/E	BK, WT, SG	41"	Base Mount

NOTE: Black (BK), White (WT), Silver Grey (SG)





LC1ALG



LC2FEBK

LC is one of the most widely used task lights in the world. With a combined incandescent and circline fluoresent lightsource, LC provides the perfect balance of high light output with good color rendition.

- Combined max. 100W incandescent and 22W circline fluoresent tubes allow for optimum color perception.
- The incandescent bulb can be controlled via a switch at the base of the arm, the circular fluoresent bulb via a 3-way switch located at the top of the shade.
- Inner insulating reflector and venting louvers prevent the shade from becoming too warm.
- 9.5" diameter; heavy-duty spun aluminum shade.
- 45" or 30" powder-coated arm with external springs.
- Minimum 6', 3-conductor cord.
- 120V, 60Hz operation.
- Magnetic ballast.
- UL/CUL listed.
- 5 year warranty.

LC

Part No.	Description	Color	Arm Length	Mounting Bracket
LC1A	LC-1/A 3C	BK,WT,LG	45"	Edge Mount
LC2FE	LC-2/FE 3C	BK,WT	30"	Base Mount

NOTE: Black (BK), White (WT), Light Gray (LG)





LS1AWT



11025CH

LS is Luxo's most versatile and best selling industrial task light. Utilizing an internal reflector which allows for higher wattage lamp use with minimal heat, LS is well-suited for a variety of illumination applications.

- Max. 100W incandescent bulb lightsource.
- Inner insulating reflector and venting louvers prevent the shade from becoming too warm.
- 6.75" diameter, heavy-duty spun aluminum shade.
- 45" powder-coated arm with external springs.
- Minimum 6', 3-conductor cord.
- 120V, 60Hz operation.
- UL/CUL listed.
- 5 year warranty.

LS

Part No.	Description	Color	Mounting Bracket
LS1A	LS-1/A 3C	BK, WT	Edge Mount
LS1E	LS-1/E 3C	BK, WT	Base Mount
11025CH	LS-101/E 3C	CH	Base Mount

NOTE: Black (BK), White (WT), Chrome (CH)



HEAVY DUTY FLUORESCENT LIGHT



L512LG

Heavy Duty Fluorescent Light combines fluorescent illumination and enhanced design. It is ideal for use in inspection and assembly applications and is a smart, economical choice for tight budgets.

- Heavy duty steel shade with molded handles for positioning the lamp head so as to ensure proper illumination.
- Lighting: two 15W fluorescent tubes.
- 42" heavy duty external spring arm.
- Built-in starter provides rapid-start illumination.
- 3 conductor cord.
- 600W convenience outlet receptacle provided at the base of the arm.
- 120V, 60Hz operation.
- UL/CUL listed.


Heavy Duty Fluorescent Light

Part No.	Description	Color	Mounting Bracket
L512	DF12D	MB, LG	Edge Mount

NOTE: Matte Black (MB), Light Gray (LG)



SOLARIS



UC-17-24-BK



Solaris is Luxo's first energy-efficient undershelf light providing 33% energy savings over conventional products and allowing glare-free illumination of any size or shape workarea.

- Sleek design makes Solaris nearly undetectable when mounted to the underside of shelves or cabinets.
- Solaris' proprietary diffusers eliminate any unwanted glare by directing light asymmetrically across the worksurface.
- High polished reflector yields stronger, wider light output.
- Models are individually sized to house 15W, 17W or 25W T8 fluorescent lightsources. Overall space inside the Solaris is minimized to eliminate dark, unlit areas and to maximize light output.
- Exclusive cord management system for versatile mounting and cord positioning.
- Lightweight, sustainable all aluminum construction eases installation.
- Mounts to metal, wood or laminate shelves.
- 9ft. power cord.
- 120V, 60Hz operation.
- HF electronic ballast.
- UL/CUL listed.

Solaris

Part No.	Description	Lightsource	Color	Fixture Length	Shelf Width
UC-15-18	Solaris	15WT8	BK	18.5"	24"
UC-17-24	Solaris	17WT8	BK	24.5"	30"
UC-25-36	Solaris	25WT8	BK	36.5"	42", 48"

NOTE: Black (BK)





LFMCLBK



LFMBK and 50036BK Floorstand

LuxoFlex is a flexible light ideal for Industrial task lighting. Standard with a powerful 35-watt halogen lamp, LuxoFlex produces 1165 footcandles at 12". This superior illumination combined with low heat output make LuxoFlex suitable for a variety of individual applications.

- Powerful 35W MR16 halogen lightsource provides crisp, brilliant illumination and low heat output.
- 40" vinyl clad gooseneck arm allows total flexibility for positioning the light exactly where needed.
- 3200° color temperature.
- Nylon, 30% glass-filled shade.
- On/off switch located on shade for easy operation.
- 9', 3-conductor cord and plug.
- 120V, 60 Hz.
- UL/CUL listed.

LuxoFlex

Part No.	Description	Color	Mounting Bracket
LFMBK	LuxoFlex	BK	None
LFMCLBK	LuxoFlex	BK	Edge Mount

NOTE: Black (BK)

COPYHOLDER



MH801

Luxo's **Copyholder** with parallel motion internal spring balanced arm maintains proper balance and arm positioning while supporting loads up to 1lb.

- 10" x 12" easel constructed of a durable plastic and with a matte surface specifically designed to reduce glare.
- Manual, easy to use linefinder opens 90 degrees.
- 27" steel internal spring arm maintains perfect balance of the copyholder.
- Parallel motion feature keeps the plate in position as the arm is moved.
- 1 lb. load capacity.

Copyholder

Part No.	Easel Size	Load Capacity	Color
MH801	10" x 12"	1lb.	Light Grey

MOUNTING BRACKETS, BASES AND ACCESSORY LENSES



60001, A Edge Mount Bracket for mounting products to horizontal surfaces.
(2.25" opening). Colors: Black, Light Gray.



50009, L-1 Weighted Base for use with L-1 task lights only.
Colors: Black, White, Silver Grey, Chrome.



50003, B Wall Mount for permanent mounting to walls or other vertical surfaces.
Colors: Black, Light Gray.



50202, 8-Diopter Lens adds 2X to magnification of primary lens
*for use with KFM Magnifiers.



50005, C Surface Mount for direct, permanent mounting to horizontal surfaces. Colors: Black, Light Gray.



50206, 10-Diopter Swing Away Lens adds 2.5X magnification of primary lens.
*for use with all WAVE+Plus, KFM, KFM-HO and JFM Magnifiers.



60008MB, K Weighted Base for use with IFM Magnifier models I635I and I6353 only. Color: Matte Black.

50036, 34" Floor Stand. Painted steel pole and cast iron base includes both casters and glides.
Colors: Black, White, Light Gray.



31639, Flush/Surface Mount Bushing for flush mount surface installation (19.3mm O.D.). Aluminum finish.



BASICS OF MAGNIFICATION

BASIC TERMS

Focal Length: Focal length is the distance from the center of the lens (or lens system) to the viewed object when in focus.

Working distance: Working distance is measured from the lowest protruding portion of the magnifier below the lens, usually the bottom of the shade or shade housing, to the object when it appears in focus.

Diopter (D): A term used to identify the refractive (light bending) capacity of a lens. It also relates magnification to focal length. Each diopter increases magnification by 25%, e.g. 4 diopter equals a 100% increase above original size.

Field of View (FOV): Field of view is the area which is visible as seen through a lens. Wide-view rectangular lenses allow a greater viewing area than round lenses which force the user to rely solely on the center, undistorted section of the lens for optimal magnification clarity.

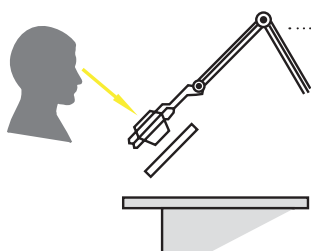
Magnification: The degree to which the viewed object is enlarged. Magnification is usually expressed by a number followed by the symbol 'X' as in 1X, 2.25X, etc. To determine the level of magnification based on diopters used, divide the total diopters by 4 and add 1. E.g. $20D/4+1=6X$.

Examples of Magnification	
	With no magnification
	1.75X or 175% of its size as seen through a 3D lens.
	3.50X or 350% of its size as seen through a 10D lens.
	4.75X or 475% of its size as seen through a combination of a 5D primary lens and a 10D secondary lens.
	6.00X or 600% of its size as seen through a combination of a 10D primary lens and a 10D secondary lens.

Selecting the Right Luxo Magnifier

To select the Luxo Illuminated Magnifier that best suits your needs, follow these steps:

1. Determine the desired magnification for your needs. Remember, as you increase magnification, you decrease both the working distance and field-of-view.
2. Check the chart on the back page of this brochure to find the right diopter to achieve that magnification. (The vast majority start with the standard 3-diopter or 3.5-diopter factory installed lens and add secondary lenses or change primary lenses as needs dictate.)
3. Note the working distance and lens diameter that correspond to the magnification and lens diopter you have chosen, and make sure they are suitable for your task.
4. Select the primary and secondary lens combination required to achieve your desired magnification.
5. As a general rule, lenses or lens combinations above 5-diopter are recommended for inspection purposes only due to shorter working distances. A magnification requirement in excess of 4X normally requires a microscope.



Using a Luxo Magnifier

1. Use both eyes. Luxo lenses are designed as 'working tools'. They should be used as comfortably as a pair of glasses.
2. Position the lens so that it is a proper distance from the work-area, yet close enough to your eyes (about 8" to 10") so that you have the maximum magnification without distortion. Don't lean back away from the lens to increase magnification.
3. Chair height and worksurface should be set so that you can enjoy good posture.

Diopter-Magnification

Diopter	Magnification	Working Distance	Primary Lens	Auxiliary Lens
3	1.75X	13"	3.0D	-
3.5	1.88X	12"	3.5D	-
5	2.25X	8"	5.0D	-
7	2.75X	5.5"	3.0D	4D
7.5	2.85X	5"	3.5D	4D
9	3.25X	4.5"	5.0D	4D
10	3.50X	4"	10.0D	-
11	3.75X	3.8"	3.0D	8D
11.5	3.85X	3.5"	3.5D	8D
13	4.25X	3"	5.0D	8D
13.5	4.35X	2.9"	3.5D	10D
14	4.50X	2.8"	10.0D	4D
15	4.75X	2.6"	5.0D	10D
18	5.50X	2.3"	10.0D	8D
20	6.00X	2"	10.0D	10D

Copyright 2011, Luxo Corporation

